




Online Volunteer Training Quick Reference Card

Join Convene Communities for Free

1. Go to <https://hope.convenecommunities.com/>.


2. Click  at the top center of the screen.

3. Fill in the blanks, click **Agree to Terms and Conditions**, and then click



4. Click  at the top center of the screen. This takes

you to the  community.

5. Scroll down to  and click on



6. Click to select



7. Click



Complete the Training Modules

Experiences 8

1. From the Yokefellow Prison Ministry Group page, click at the upper right of the screen
2. Click the training module you would like to complete. We recommend completing them in order:



Module 1 -- Overview of Yokefellow Prison Ministry



Module 2 -- Scope of Yokefellow Prison Ministry



Module 3 -- The Yokefellow Meeting



Module 4 -- Active Listening



Module 5 -- Understanding Those We Serve




Module 6A -- Navigating through Boundaries in Prison




Module 6B -- Respecting Post-incarceration Boundaries




Module 7 -- Next Steps


3. Click  in the upper left corner.

4. Click  to view the video.




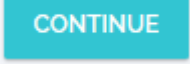
5. Click  to read the volunteer manual.


6. Click .


7. Read the instructions on the screen and then click .

a. Select an answer for each test question.

b. Click .

c. Review score and test answers and then click .

8. Click  at the upper right of the screen to access additional training modules.



9. Click [Yokefellow Prison Ministry](#) to complete the next module.



10. Click [ENTER GROUP](#).

11. Repeat these steps for each training module.