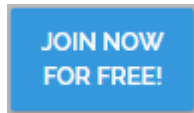


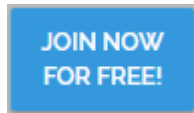


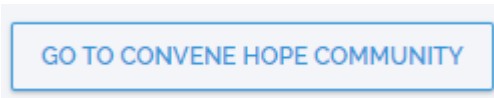
Online Volunteer Training Quick Reference Card

Join Convene Communities for Free


1. Go to <https://hope.convenecommunities.com/>.




2. Click  in the upper right corner.
3. Fill in the blanks, click **Agree to Terms**, and then click **Register**.




4. Scroll to the bottom and click

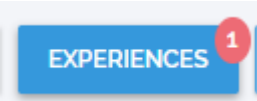



5. Click  under **Groups**.



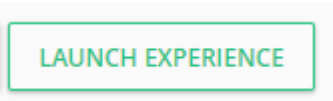
6. Click  .

Take the Training Modules

1. Click  to access the training modules.



2. Click



3. Click


4. Review **Background Information**.


- a. Click [Volunteer Handbook](#) to access the manual online.

5. Review **Experience**.

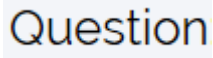
- a. Click  to view the video.





b. Click  at the bottom right of the video to enlarge it.

c. Click  at the bottom center of the video to turn on captioning.

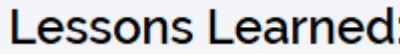
6. Click  at the bottom left.


7. Review .

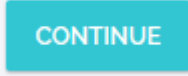
a. Type an answer to the question and click .

b. Review your answer and then click .

c. Repeat a & b for each question.

8. Review .

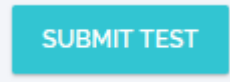
a. Type an answer to the question and click .


b. Review your answer and then click .

9. Complete the test.

a. Click .

b. Select an answer for each test question.

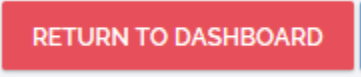
c. Click .

d. Review score and test answers and then click .

10. View the certificate of completion and then click

A teal rectangular button with the word "CONTINUE" in white, uppercase letters.

11. Click **Reply** to respond to the discussion question, if desired, and then click

A red rectangular button with the text "RETURN TO DASHBOARD" in white, uppercase letters.

12. Repeat these steps for all training modules.